

Plate Strainers

Lead-Free Bronze Alloy, Sizes 2", 3", 4", and 6"

DESCRIPTION

Badger Meter® offers dual flange plate strainers, sizes 2...6", in a lead-free bronze alloy. Badger Meter plate strainers comply with the lead-free provisions of the Safe Drinking Water Act, are certified to NSF/ANSI Standards 61 and 372 (Trade Designation: Plate Strainer LL-NS) and carry the NSF-61 mark on the housing.

FEATURES

Badger Meter plate strainers exceed AWWA standards with an effective screening area to minimize flow restrictions to meters. The straining area is double the inlet to turbo and compound meter cases. These strainers also reduce turbine rotor bearing loading and resultant wear to maintain and extend accurate meter registration, by minimizing velocity profile distortion caused by changes in pipe direction or valving. For added flexibility, these strainers are compatible with all makes of meters. The rubber head O-Ring or gasket is reusable, which reduces replacement part costs. The screen is removable to clean the strainer in the service line. All sizes have a drain plug incorporated.

SCREENS

Made of non-corrosive 316 stainless steel with 3/16" or 1/4" perforations to effectively strain any larger foreign matter, and can be easily removed and cleaned.

HYDROSTATICALLY TESTED MATERIALS

Housings are designed and individually tested to withstand 150 psi maximum working pressure and 300 psi static pressure.

SPECIFICATIONS

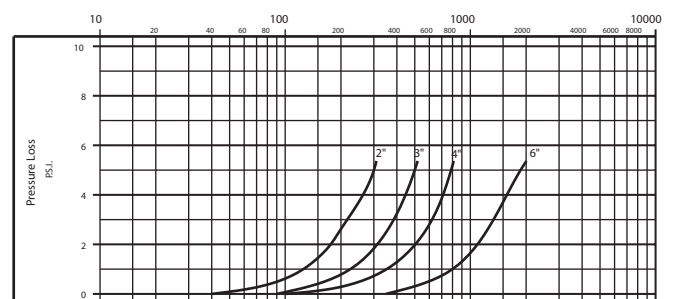
Sizes and Configurations	2" Dual elliptical flange 2" Dual round flange 3" Dual round flange 4" Dual round flange 6" Dual round flange Compatible WITH any ASA 125 flange
Maximum Working Pressure	150 psi (10 bar)
Static Test Pressure	300 psi (20 bar)
Screen Area Ratio	Minimum 2-to-1 ratio of meter inlet
Screen	Removable in-line service
Screen Perforations	3/16" holes for 2", 3" and 4" strainers 1/4" holes for 6" strainer
Drain Plug	1/2" or 3/4" – 14 NPT removable in-line service
Recommended Applications	Recordall Turbo Series, Recordall Compound Series, and other makes of meters



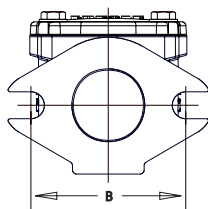
Materials

Strainer Housing	Lead-free bronze alloy
Housing Cover	Lead-free bronze alloy
Housing Cover Seal	Rubber
Strainer Screen	Stainless steel
Drain Plug	Lead-free bronze alloy
Housing Bolts	Stainless steel

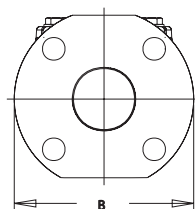
Flow Rate vs Pressure Loss



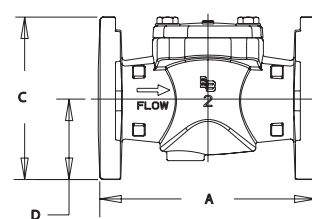
DIMENSIONS



Dual Elliptical Flange

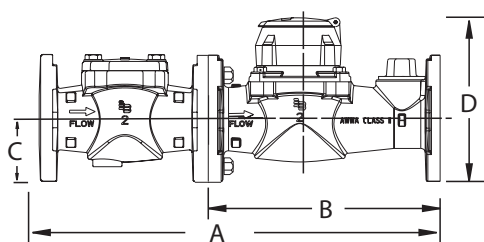


Dual Round Flange



Strainer Type	Nominal Size	Dimensions						Flange		Net Wt.
		A	B	C	D	Drain Plug (NPT)	Hsg. Bolt Dia.	No. Mtg. Holes	Hole Dia.	
Dual Ellip. Flange	2" (50 mm)	7" (178 mm)	4-1/2" (114 mm)	4-7/8" (122 mm)	1-7/8" (48 mm)	—	3/8-16	2	13/16" (21 mm)	11 lb (5.0 kg)
Dual Round Flange	2" (50 mm)	7" (178 mm)	6" (152 mm)	5-1/2" (140 mm)	2-5/8" (66 mm)	—	3/8-16	4	3/4" (19 mm)	14 lb (6.3 kg)
	3" (80 mm)	7" (178 mm)	7-1/2" (190 mm)	7-1/4" (184 mm)	3-5/8" (92 mm)	—	1/4-20	4	3/4" (19 mm)	22 lb (9.9 kg)
	4" (100 mm)	9" (229 mm)	9" (229 mm)	8-3/4" (223 mm)	4-3/8" (112 mm)	—	3/8-16	8	3/4" (19 mm)	35 lb (16 kg)
	6" (150 mm)	9" (229 mm)	11" (279 mm)	11" (279 mm)	5-1/2" (140 mm)	3/4"-14	3/8-16	8	7/8" (22mm)	59 lb (26.5 kg)

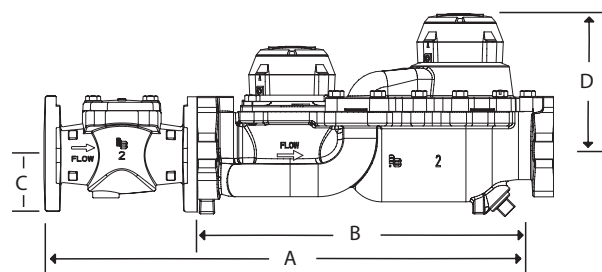
Recordall Turbo/Strainer **



Meter Size	Dimensions			
	A	B	C	D
2" (50 mm)	17" (432 mm)	10" (254 mm) RD	2-5/8" (66 mm) EL 2-1/16" (52 mm) RD	7-19/64" (185 mm) EL 6-23/32" (170 mm)
3" (80 mm)	19" (482 mm)	12" (305 mm)	3-5/8" (92 mm)	8-23/32" (221 mm)
4" (100 mm)	23" (584 mm)	14" (355 mm)	4-3/8" (112 mm)	9-21/32" (245 mm)
6" (150 mm)	27" (686 mm)	18" (457 mm)	5-1/2" (140 mm)	12-9/16" (319 mm)

** Badger Meter recommends a distance of five (5) pipe diameters between the strainer and the meter. (See individual meter Users manual.)

Recordall Compound/Strainer **



Meter Size	Dimensions			
	A	B	C	D
2" (50 mm)	22-1/4" (560 mm)	15-1/4" (387 mm)	2-5/8" (66 mm)	5-7/8" (149 mm)
3" (80 mm)	24" (609 mm)	17" (432 mm)	3-5/8" (92 mm)	6-5/8" (168 mm)
4" (100 mm)	29" (737 mm)	20" (508 mm)	4-3/8" (112 mm)	7-1/4" (184 mm)
6" (150 mm)	33" (838 mm)	24" (609 mm)	5-1/2" (140 mm)	8-7/8" (225 mm)

** Badger Meter recommends a distance of five (5) pipe diameters between the strainer and the meter. (See individual meter Users manual.)

Recordall is a registered trademark of Badger Meter, Inc. Other trademarks appearing in this document are the property of their respective entities.

Due to continuous research, product improvements and enhancements, Badger Meter reserves the right to change product or system specifications without notice, except to the extent an outstanding contractual obligation exists. © 2013 Badger Meter, Inc. All rights reserved.

www.badgermeter.com

The Americas | Badger Meter | 4545 West Brown Deer Rd | PO Box 245036 | Milwaukee, WI 53224-9536 | 800-876-3837 | 414-355-0400
 México | Badger Meter de las Américas, S.A. de C.V. | Pedro Luis Ogazón N°32 | Esq. Angelina N°24 | Colonia Guadalupe Inn | CP 01050 | México, DF | México | +52-55-5662-0882
 Europe, Middle East and Africa | Badger Meter Europa GmbH | Nurtlinger Str 76 | 72639 Neuffen | Germany | +49-7025-9208-0
 Czech Republic | Badger Meter Czech Republic s.r.o. | Mařikova 2082/26 | 621 00 Brno, Czech Republic | +420-5-41420411
 Slovakia | Badger Meter Slovakia s.r.o. | Raciánska 109/B | 831 02 Bratislava, Slovakia | +421-2-44 63 83 01
 Asia Pacific | Badger Meter | 80 Marine Parade Rd | 21-04 Parkway Parade | Singapore 449269 | +65-63464836
 China | Badger Meter | 7-1202 | 99 Hangzhong Road | Minhang District | Shanghai | China 201101 | +86-21-5763 5412

Legacy Document Number: PS-T-1